WWW.SKYWING-RC.COM

Assembly manual
(60CC-70CC)

Product CG point at the center of the wing tube

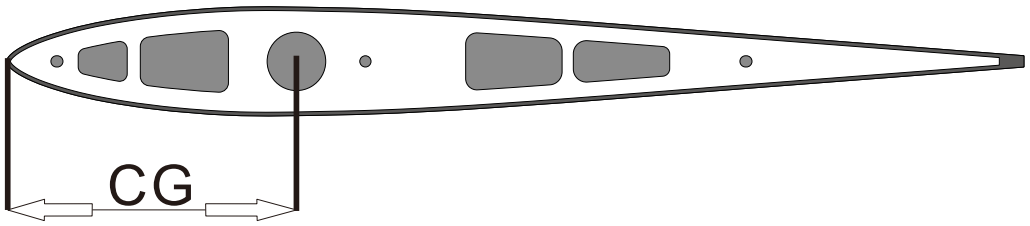

Advice:

Please carefully check the installation manual before assembly, and then carry out the installation work!

If you have any questions during the installation process,please send the questions to the following email address! We will help solve the installation problem as soon as possible!

(Email:354894608@qq.com)

www.modellmarkt24.ch; www.modellmarkt24.de





502 glue bonding

Surface roughening



Epoxy glue fixing



502 glue bonding

Epoxy glue fixing





Surface roughening



Please choose to install the first screw position

Epoxy glue fixing



Servo :Aileron/1.5"

Servo :Rudder/1.5"



Servo :Elevator/1.75"

Servo :Rudder/Give wing bag3.25"

Install fuel tank





Install fuel point



Installation of exhaust points





If you do not choose to install a silencer, please do not open the pipe entrance!



Install throttle servo





Please ensure the engine has good cooling vents!